

Company Overview

("HVPE" or the "Company") is a Guernsey-incorporated, closed-end investment company listed on Euronext Amsterdam by NYSE Euronext, the regulated market of Euronext Amsterdam. HVPE is designed to offer shareholders superior, long-term capital appreciation while avoiding undue risk by investing in a diversified portfolio of private equity investments. The Company is managed by an affiliate of HarbourVest Partners, LLC ("HarbourVest"), a leading private equity fund-of-funds manager. The HarbourVest team has managed private equity investments for more than 25 years, gaining invaluable expertise and developing long-term relationships with high quality managers.

HVPE will continue to make investments in and alongside existing and newly-formed HarbourVest funds. HarbourVest's funds typically invest their capital in primary partnerships, secondary investments, and direct investments across vintage years, geographies, industries, and stages of investment.

Net Asset Value

As at 31 August 2009, HVPE's estimated net asset value ("NAV") per share is \$7.83, representing a 0.6% increase from the 31 July 2009 estimated NAV per share of \$7.78. This increase resulted primarily from valuation increases for privately-held companies in HarbourVest fund-of-funds (approximately \$0.05 per share) and direct funds (\$0.02 per share) as the portfolios were revalued to reflect 30 June 2009 results,

31 August 2009 31 July 2009 Change

SUMMARY OF NET ASSET VALUE

(in millions except per share and last traded price data)

Estimated NAV of Investments	\$714.2	\$707.9	\$6.3
Cash and Cash Equivalents	16.5	18.0	(1.5)
Net Other Assets (Liabilities)	(80.4)	(79.9)	(0.5)
Estimated NAV	\$650.3	\$646.0	\$4.3
Estimated NAV per Share (83.0 million shares outstanding)	\$7.83	\$7.78	\$0.05
Last Traded Price*	\$4.50	\$4.25	\$0.25

SUMMARY OF COMMITMENTS

Unfunded Commitments (Allocated to Underlying Partnerships)	\$472.0	\$474.3	(\$2.3)
Unfunded Commitments (Not Allocated to Underlying Partnerships)	187.5	185.5	2.0
Total Unfunded Commitments	\$659.5	\$659.8	(\$0.3)
Estimated NAV of Investments + Total Unfunded Commitments	\$1,373.7	\$1,367.7	\$6.0
% Invested	110%	110%	—
Commitment Level (Total Unfunded Commitments)†	211%	212%	(1%)
Commitment Level (Allocated to Underlying Partnerships)‡	182%	183%	(1%)
Cash + Unused Committed Credit Facility	\$436.5	\$438.0	(\$1.5)
Cash + Remaining Available Credit Facility§	\$344.6	\$342.0	\$2.6

* Last trade prior to 31 July 2009 occurred on 17 July 2009; last trade prior to 31 August 2009 occurred on 7 August 2009.

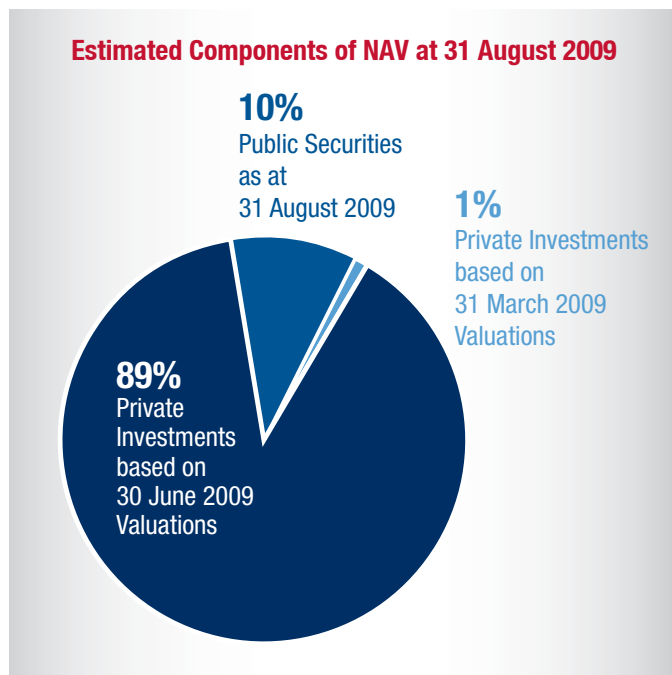
† Reflects the estimated NAV of investments plus total unfunded commitments divided by estimated NAV.

‡ Reflects the estimated NAV of investments plus unfunded commitments (allocated to underlying partnerships) divided by estimated NAV.

§ Available credit facility reflects amount available subject to most restrictive covenant limit applicable.

and foreign currency movement related to non-U.S. dollar-denominated holdings (\$0.03 per share). These gains were partially offset by decreases in the value of publicly-traded holdings to 31 August (\$0.03 per share) and ongoing operating expenses (\$0.02 per share). During the month of August, the euro appreciated 0.5% against the U.S. dollar and the MSCI All Country World Index (USD) increased by 3.4%.

The 31 August 2009 estimated NAV is based on 30 June 2009 results for substantially all of HVPE's direct fund and fund-of-fund investments and 31 August 2009 values for publicly-listed securities. HVPE's unaudited Semi-Annual results, including NAV changes and financial statements for the six months ending 31 July 2009, will be published in late September 2009. The updated NAV may differ from the estimated NAV initially reported for 31 July.



Balance Sheet and Commitments

During August, HVPE did not make any new commitments or purchase additional interests in HarbourVest-managed funds. HarbourVest funds in the portfolio made a new primary partnership commitment in Asia Pacific. During the month, HVPE funded \$1.3 million of capital calls to a non-U.S. fund-of-funds and did not receive distributions. Although liquidity events remain depressed relative to historic levels, one of HVPE's largest underlying portfolio companies, *Avago Technologies, Inc.*, completed an initial public offering (IPO) on 5 August 2009. In addition, a number of HVPE's underlying portfolio companies are preparing for IPOs in the second half of 2009, possibly signaling the end of the IPO drought since mid-2008. While many public shares are expected to remain under lockup, these events could provide proceeds to HVPE in the medium term.

HVPE's unfunded commitments of \$659.5 million decreased by \$0.3 million during August, primarily as a result of funding capital calls, partially offset by foreign currency movement related to non-U.S. dollar-denominated holdings. Of the total unfunded commitments, approximately \$472.0 million has been committed by HarbourVest funds to underlying partnerships, while the remaining \$187.5 million has not yet been committed.

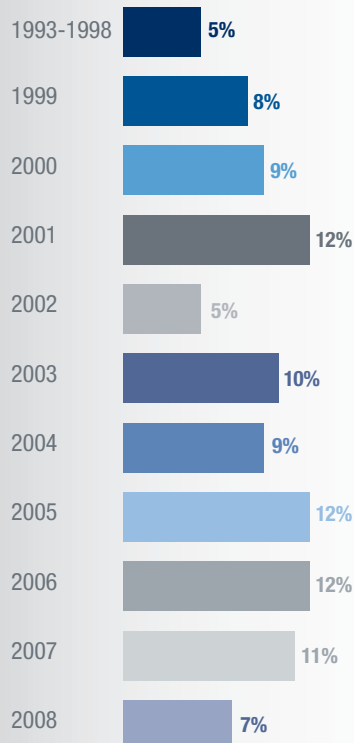
During August, the Company did not draw down additional capital against its \$500.0 million credit facility, which is committed until December 2014 and subject to certain covenants. As at 31 August 2009, a total of \$80.0 million has been drawn. Based on the facility's most restrictive covenant, the remaining amount currently available is \$328.1 million. The Company also has \$16.5 million in cash on its balance sheet, a decrease of \$1.5 million from 31 July, reflecting capital calls funded during the month. As at 31 August, HVPE's cash and available credit facility of \$344.6 million represents 73% of commitments allocated to underlying partnerships and 52% of total commitments.

Portfolio Diversification NAV

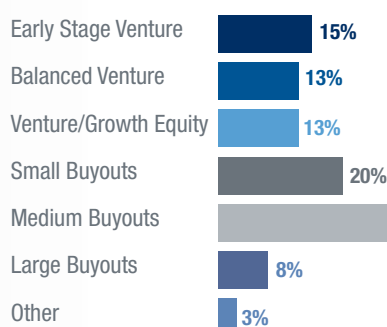
Consistent with HVPE's investment objective, the investment manager strives to manage risk through diversification within the portfolio. The charts below illustrate the breakdown of HVPE's investment portfolio based on NAV as at 31 August 2009. HVPE's buyout investments remained at 56% of the portfolio, and venture investments remained at 41%. U.S. investments remained at 66% of the portfolio, and European investments remained at 26%. The NAV is split approximately 64% in primary partnerships, 21% in secondary investments, and 15% in direct investments.

Portfolio Diversification at 31 August 2009

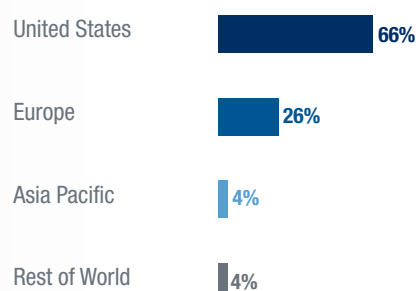
Vintage Year



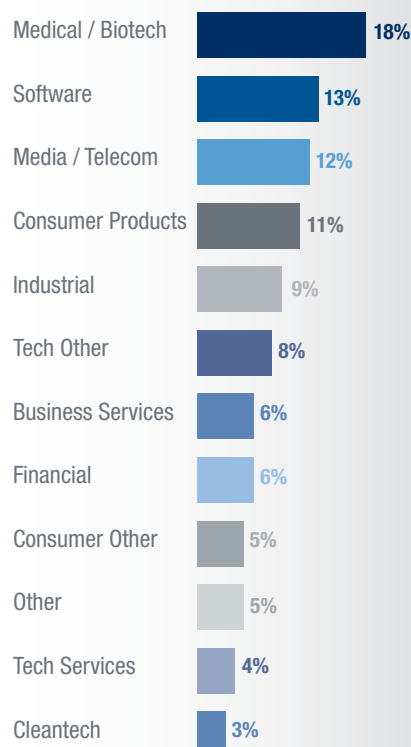
Strategy



Geography



Industry



Diversification charts add to 100%.

NOTES The diversification by net asset value analysis is based on the fair value of the underlying investments, as estimated by the investment manager. Diversification by strategy, vintage, and geography is based on the estimated net asset value of partnership investments within HVPE's fund-of-funds and company investments within HVPE's direct funds. Industry diversification is based on the reported value of the underlying company investments for both fund-of-funds and direct funds. Some of the funds held in HVPE have not been fully invested. The composition of investments by strategy, vintage, industry, and geography may change as additional investments are made and existing investments are realised.

Large buyout includes funds of more than \$7 billion in size, medium buyout includes those between \$1 billion and \$7 billion in size, and small buyout includes those less than \$1 billion in size. Direct investments in operating companies are categorised by deal size.

Contacts

REGISTERED OFFICE

HarbourVest Global Private Equity Limited
 Company Registration Number: 47907
 Anson Place
 Mill Court
 La Charroterie
 St Peter Port, Guernsey GY1 3GF
 Tel +44 1481 722 260
 Fax +44 1481 729 829

INVESTMENT MANAGER

HarbourVest Advisers L.P.
 c/o HarbourVest Partners, LLC
 One Financial Center
 44th Floor
 Boston MA 02111
 USA
 Tel +1 617 348 3707
 Fax +1 617 350 0305
 Attention: Steve Belgrad, CFO

KEY INFORMATION

Exchange **Euronext**
 Ticker **HVPE**
 Listing Date **6 December 2007**
 Fiscal Year End **31 January**
 Base Currency **U.S. Dollars**
 ISIN **GG00B28XHD63**
 Bloomberg **HVPE NA**
 Reuters **HVPE.AS**
 Common Code **032908187**
 Amsterdam Security Code **612956**

Valuation Methodology HVPE carries its investments at fair value in accordance with U.S. generally-accepted accounting principles. HVPE's investment manager uses the best information it has available to estimate fair value. Fair value for private equity assets is based on the most recent financial information provided by the investment manager, adjusted for known investment operating expenses and subsequent transactions, including capital calls, distributions, changes in foreign currency exchange rates, and changes in value of public securities. Valuation adjustments are made for known significant events, if any, that affect the fair value of the investments. The 31 August 2009 estimated NAV is based on investment values at 30 June 2009 for company investments within HVPE's direct funds and fund-of-funds, adjusted for changes in value of public securities, foreign exchange movements, cashflows, and known events to 31 August 2009.

This document is not intended to be an investment advertisement or sales instrument; it constitutes neither an offer nor an attempt to solicit offers for the securities described herein. This report was prepared using financial information contained in HVPE's books and records as of the reporting date. This information is believed to be accurate but has not been audited by a third party. This report describes past performance, which may not be indicative of future results. HVPE does not accept liability for actions taken on the basis of the information provided.